

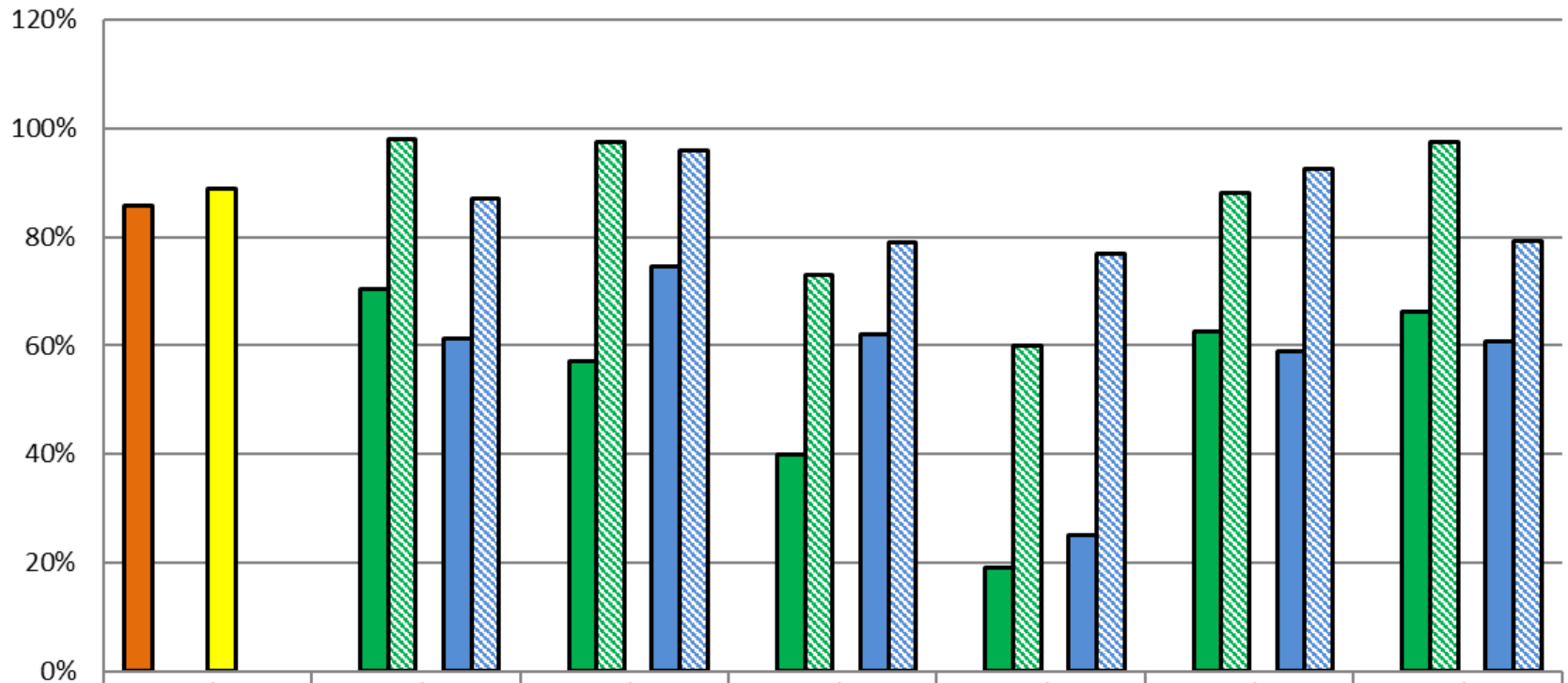
Action Inc. Head Start

Percent of Children Meeting School Readiness Goals

Fall-Spring 2020-2021 Data

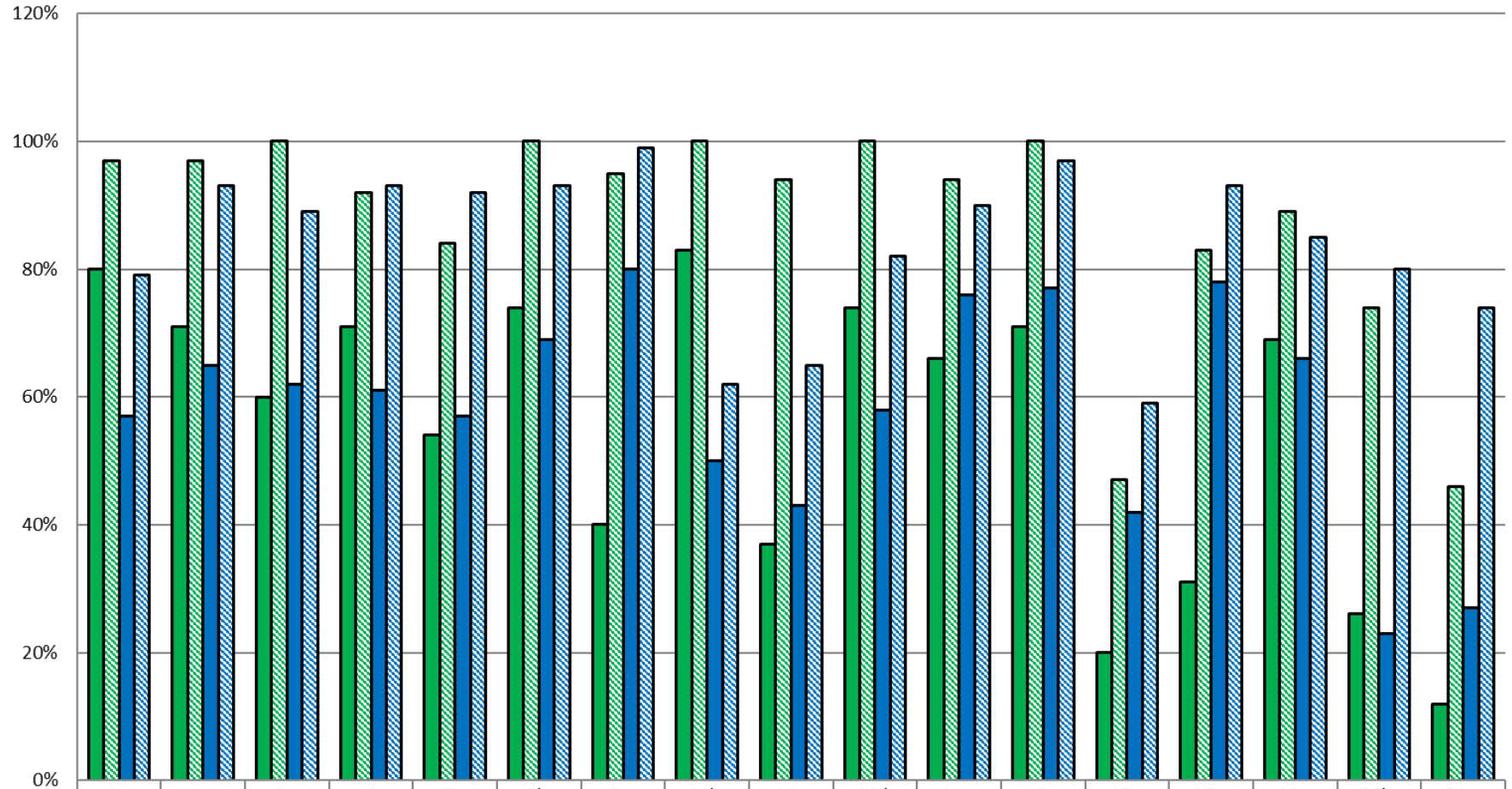
		Fall		Spring	
Average Monthly Attendance		96%		92%	
Medical/Dental Home		84%		93%	
Parent/Teacher Conference or Home Visits		89%		78%	
Established Kindergarten Readiness Goal		85%		89%	
Establish Family Goal		75%		93%	
Family Engagement		86%		89%	
		Fall	Spring	Fall	Spring
		3 year old	3 year old	4 year old	4 year old
		Meets	Meets	Meets	Meets
Social & Emotional Development					
1a.	Manage Feelings	80%	97%	57%	79%
1c.	Takes care of own needs appropriately	71%	97%	65%	93%
2c.	Interacts with peers	60%	100%	62%	89%
		70%	98%	61%	87%
Approaches to Learning					
11b.	Persists	83%	100%	50%	62%
11c.	Solves Problems	37%	94%	43%	65%
11d.	Shows curiosity and motivation	74%	100%	58%	82%
11e.	Shows flexibility and inventiveness in thinking	66%	94%	76%	90%
12a.	Recognizes and recalls	71%	100%	77%	97%
		66%	98%	61%	79%
Language and Literacy					
8b.	Follows directions	74%	100%	69%	93%
9a.	Uses an expanding expressive vocabulary	40%	95%	80%	99%
		57%	98%	75%	96%
15a.	Notices and discriminates rhyme	20%	47%	42%	59%
16a.	Identifies and names letters	31%	83%	78%	93%
19a.	Writes name	69%	89%	66%	85%
		40%	73%	62%	79%
Cognitive and General Knowledge (Mathmatics)					
20b.	Quantifies	26%	74%	23%	80%
21a.	Understands spatial relationships	12%	46%	27%	74%
		19%	60%	25%	77%
Physical Well Being & Motor Development					
4	Demonstrates traveling skills	71%	92%	61%	93%
7a.	Uses fingers and hands	54%	84%	57%	92%
		63%	88%	59%	93%

Action Inc. Head Start Percent of Children Meeting School Readiness Goals Fall/Spring 2020-2021



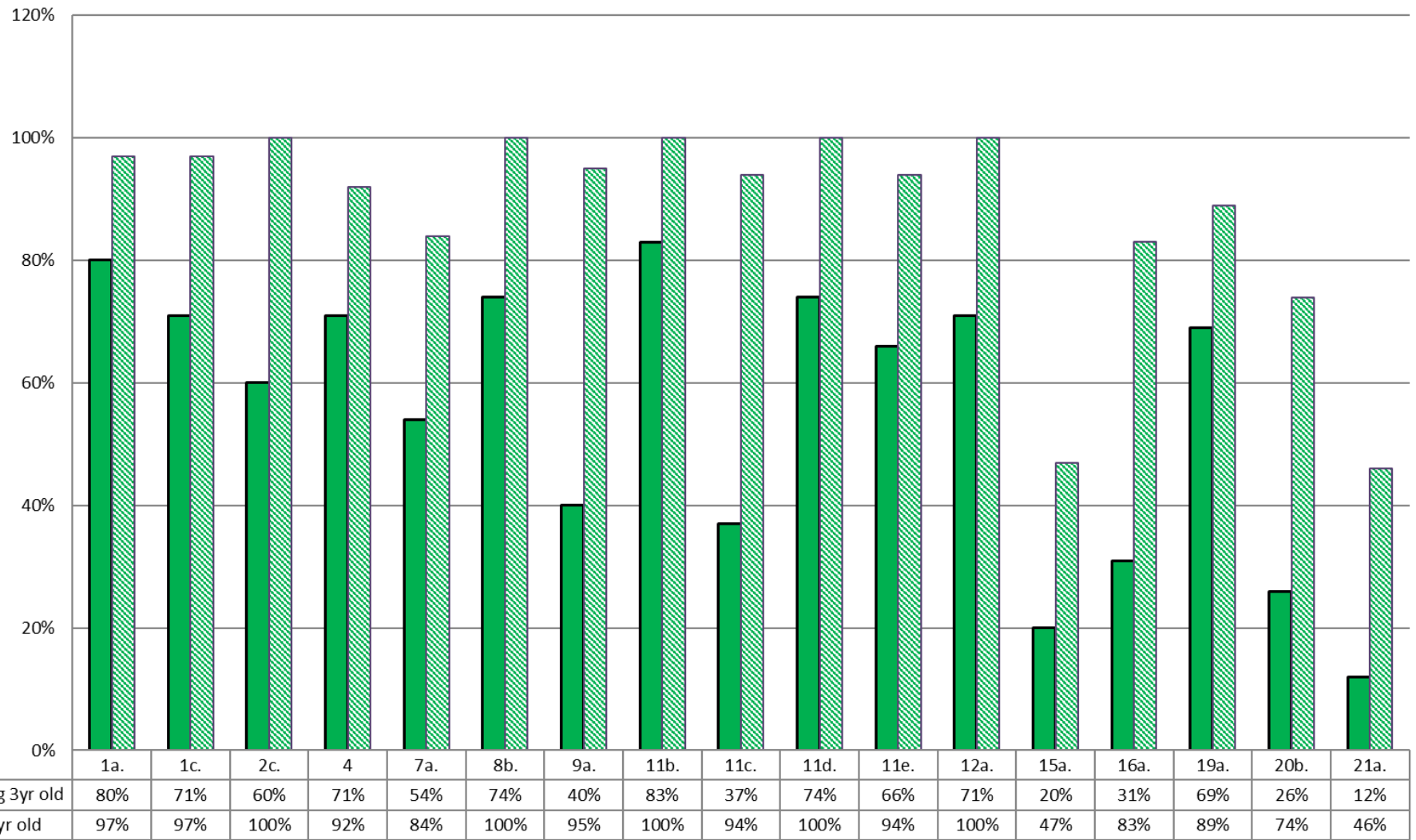
	Goal #1 Family Engagement	Goal #2 Social & Emotional Development	Goal #3 Language	Goal #4 Literacy	Goal #5 Cognition & General Knowledge	Goal #6 Physical Development & Growth	Goal #7 Approaches to Learning
■ Fall All Children	86%						
■ Fall 3yr old		70%	57%	40%	19%	63%	66%
▨ Spring 3yr old		98%	98%	73%	60%	88%	98%
■ Spring All Children	89%						
■ Fall 4yr old		61%	75%	62%	25%	59%	61%
▨ Spring 4yr old		87%	96%	79%	77%	93%	79%

Action Inc. Head Start Percent of Children Meeting School Readiness Goals Fall/Spring 2020-2021



	1a.	1c.	2c.	4	7a.	8b.	9a.	11b.	11c.	11d.	11e.	12a.	15a.	16a.	19a.	20b.	21a.
■ Fall 3yr old	80%	71%	60%	71%	54%	74%	40%	83%	37%	74%	66%	71%	20%	31%	69%	26%	12%
▨ Spring 3yr old	97%	97%	100%	92%	84%	100%	95%	100%	94%	100%	94%	100%	47%	83%	89%	74%	46%
■ Fall 4yr old	57%	65%	62%	61%	57%	69%	80%	50%	43%	58%	76%	77%	42%	78%	66%	23%	27%
▨ Spring 4yr old	79%	93%	89%	93%	92%	93%	99%	62%	65%	82%	90%	97%	59%	93%	85%	80%	74%

Action Inc. Head Start Percent of Children Meeting School Readiness Goals Fall/Spring 2020-2021 3 Year Old Students



**Action Inc. Head Start
Percent of Children Meeting School Readiness Goals
Fall/Spring 2020-2021
4 Year Old Students**

